

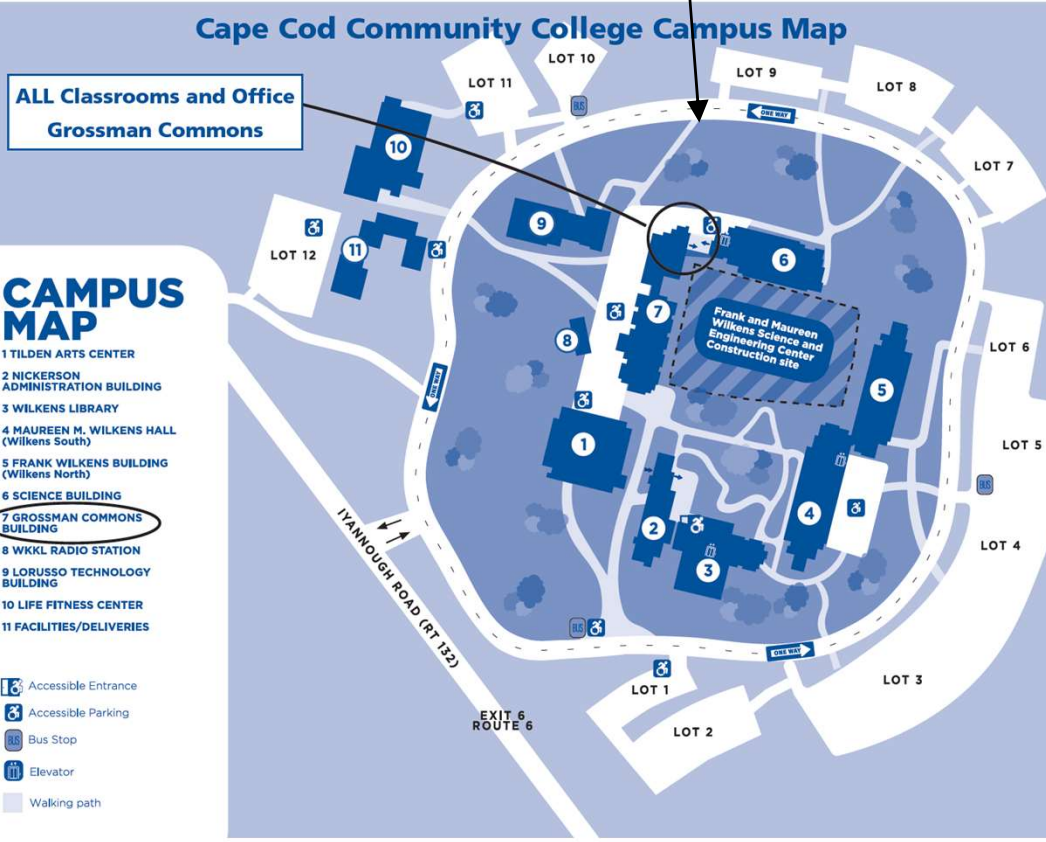
Handicap Access at ALL

A virtual tour of the handicap access to our classrooms at
Cape Cod Community College campus

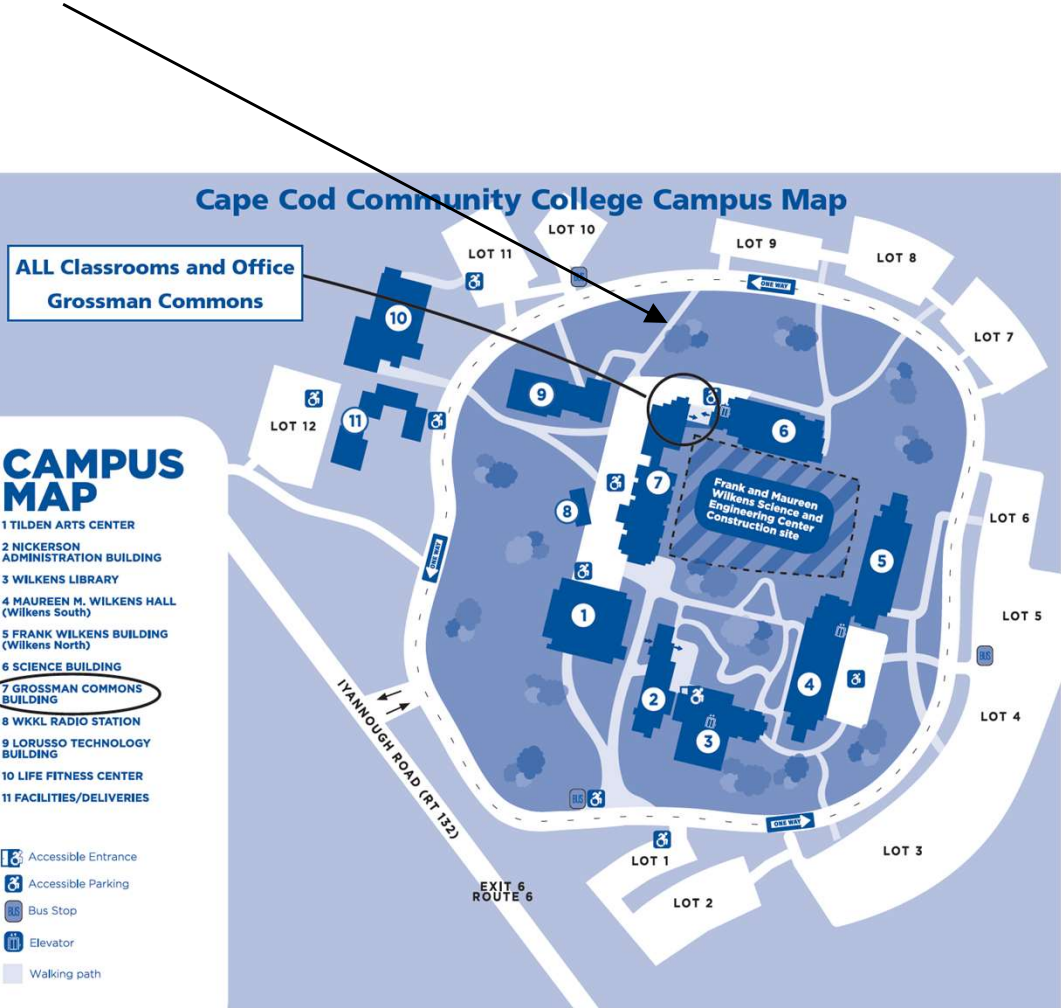
Sept 16th 2022

Paul Coteus

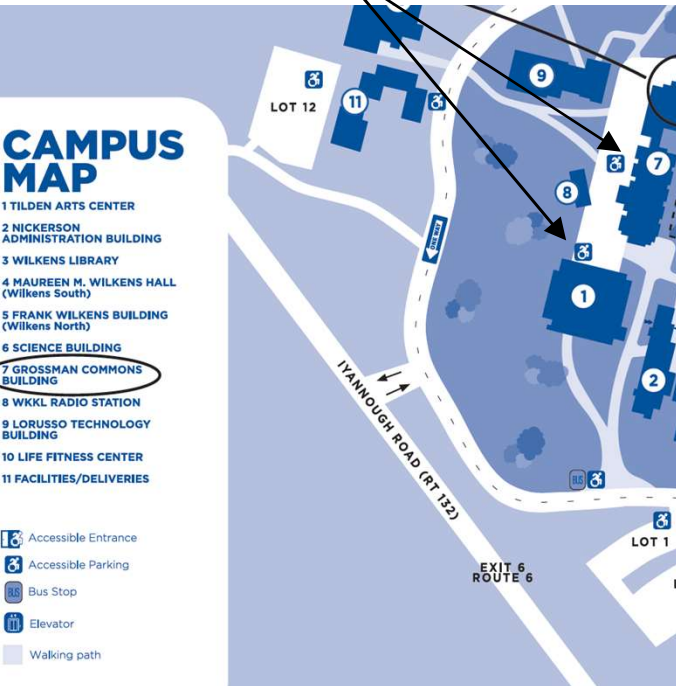
Exit US6 at #68 (old exit 6) and head north on route 132. The entrance to CCC is 0.3 mile up on your right. You are looking for the driveway across from parking lot 9. Turn left on this driveway.



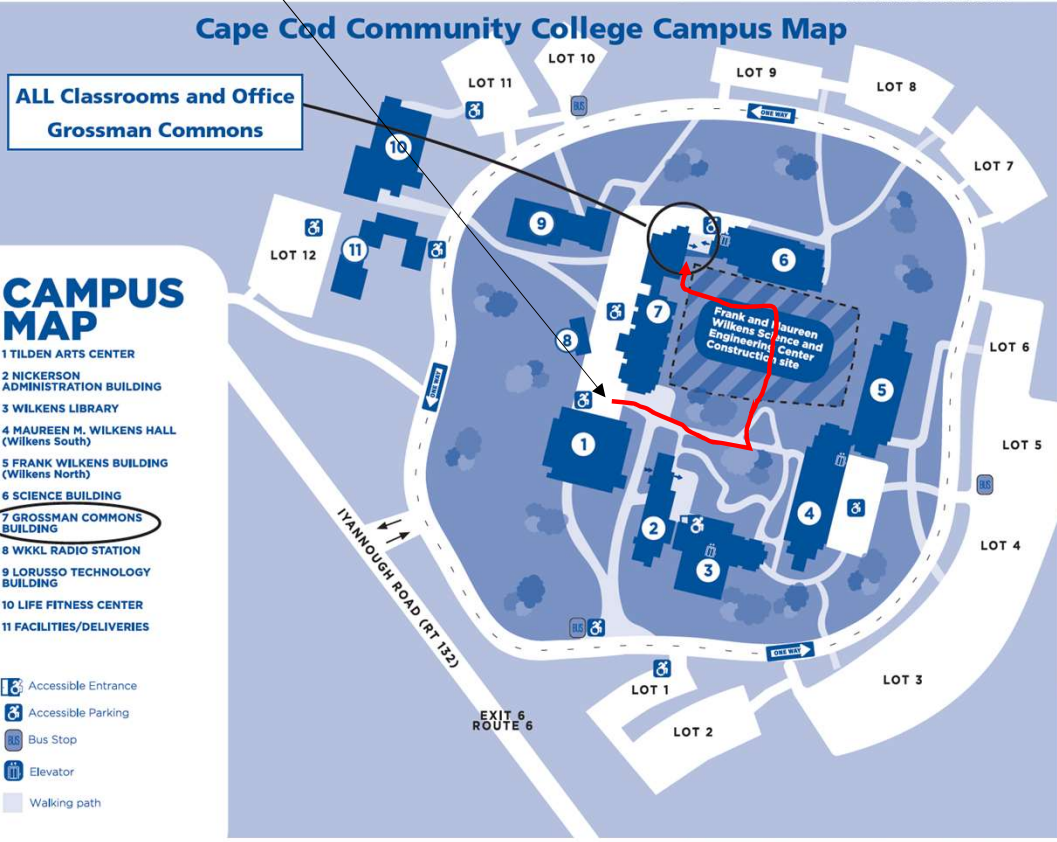
This is the driveway. Drive up the hill.



This is the top of “the hill”.
Grossman Commons is on your left,
Larusso Technology building is on your right. There are 10 handicap spots between here and the Tilden Arts Center straight ahead.



The heavy red line below is the wheelchair path. It is outside, with a gentle incline. You can start from any parking space. You enter our building at the lower level.



This is the start of the “red line”, to go behind the Grossman building.

It is the view up the ramp from handicap parking at the Tilden Arts Center.



Closeup of the
incline.

Turn left after the
big blue sign



Top of the incline

Turn left here



Go up this short
incline towards
the new science
building



Keep going on this path to the end



At the end of this path, turn left onto the bridge to Grossman Commons



Almost at start of
bridge



Travel across the bridge, then turn right.



Turn right here,
and continue on
the gray pavers.




Travel down this path to the end. The doors you will see are the back entrance to our classrooms.



This is the door at
the end of the
path.

Enter the door.




This is the view from inside the double doors.

The door to the lift is on the right.

After you enter the lift, close the lower door, and push the up button, the lift will stop here, level with the top of the stairs.

Safe travels!



This is the mini-elevator from above



End of virtual tour